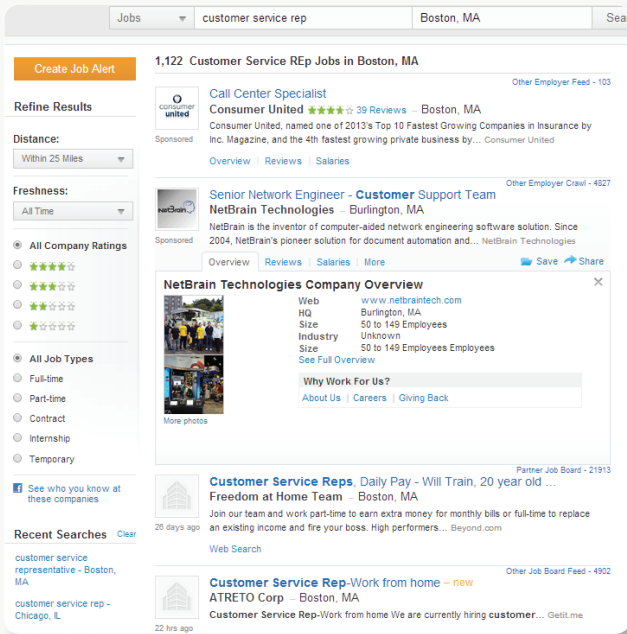


# 5 Easy Steps

to find the right job and get hired with Glassdoor

## #1 | Find Available Jobs

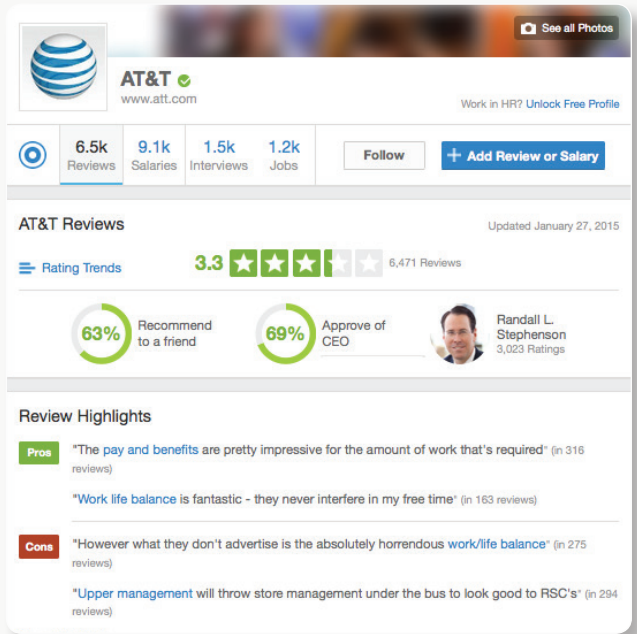


Search more than 15 million jobs by job title, location and more

Research companies as you browse listings

Set up job alerts to get new, relevant jobs sent to your inbox

## #2 | Research Companies

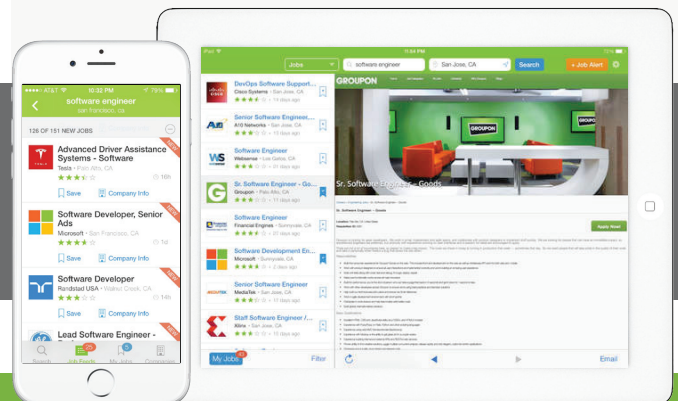


Search reviews and ratings on more than 340,000 companies

Compare companies by overall rating, CEO ratings, pros & cons and more

Find out what current employees are saying about their employers

BONUS TIP: Download the Leading Glassdoor Jobs app on your iPhone/iPad or Android device for the **best mobile job search experience.**



#3 | Access Salary Information



Research average salaries in your area

Compare compensation across companies, locations and experience level

See breakdown of base pay, bonus and other compensation

BONUS TIP: Want to get more career tools? **Check out our Glassdoor Blog** covering everything from job seeking advice, product and feature announcements, to the latest company headlines.

Visit [www.glassdoor.com/blog](http://www.glassdoor.com/blog)

#4 | Review Benefits Packages

Google Benefits

4.7 out of 5 (115 comments)

Add Benefits

Most talked about benefits

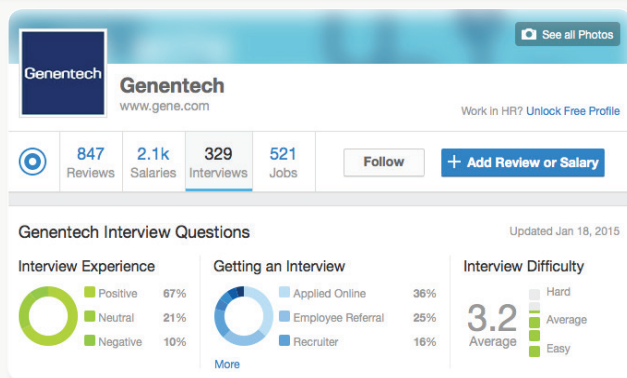
- Maternity & Paternity Leave**  
\*- Excellent policy  
- Best coverage\* (18 comments)
- Health Insurance**  
\*Google health insurance is very well covered.\* (10 comments)
- 401K Plan**  
\*Excellent options, above and beyond options offered when I was at Microsoft. Consistently improve program annually.\* (9 comments)

Look up specific company benefits

Compare benefits packages and perks across employers

See how employees rate overall satisfaction on more than 50 different perks and benefits

#5 | Prepare for Your Interview



Read actual interview questions from previous job candidates

Browse interview details, such as length of interview and interview difficulty